

LEE IMH HIGH PRESSURE CARTRIDGE SCREENS

IMH Screens are "last chance" safety screens designed to protect critical fluid control components against rogue contamination. They are *not* intended to serve as system filters. The screens are constructed of stainless steel woven wire mesh, bonded together using a proprietary process that offers superior integrity and life. All IMH High Pressure Screens are rated for a minimum burst pressure of 35 MPa (5,000 psi).

IMH High Pressure Screens use multiple screen layers and support disks to provide additional strength and integrity for applications where higher pressures could cause a single layer screen to rupture due to the effects of clogging, possibly with catastrophic consequences. When a safety screen ruptures due to partial or complete clogging, a sudden, heavy concentration of dirt flushes downstream, possibly disabling sensitive downstream components. The unique, multi-layer design of the Lee Hi-Pressure Cartridge System is designed to prevent a rupture and to instead allow a gradual reduction in flow performance.

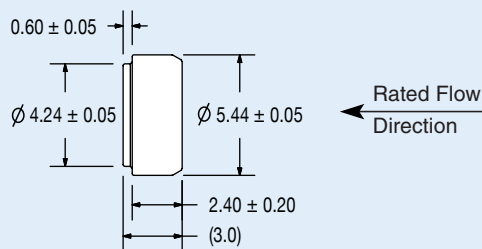
IMH Cartridge Style Screens are designed to slip into a drilled hole and be retained by a secondary means. The available diameters (5.5, 8, 10 and 12 mm) have been selected so that other IMH components can be used to retain the screen. For example, the 8 mm cartridge style screen can be retained using a Lee IMH 855 Series Reverse check valve. For more information on Lee IMH valves, contact your Lee Sales Engineer.

- All Stainless Steel Construction
- Available Diameters: 5.5, 8, 10 and 12 mm
- No Burst to 35MPa (5,000 psi) fully clogged

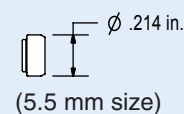


HIGH PRESSURE SCREENS

5.5 mm CARTRIDGE SCREEN



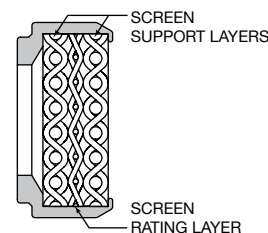
ACTUAL SIZE



All dimensions in millimeters, except where noted.

5.5 mm CARTRIDGE SCREEN

5.5 mm SCREEN SPECIFICATIONS				
Screen Part Numbers	Micron Rating	* Lohm Rate	Open Area mm ²	†ROB#
SCRM3553040S	40	290	2.8	0.1
SCRM3553075S	75	290	2.4	0.1
SCRM3553125S	125	290	2.1	0.2
SCRM3552170S	170	230	2.8	0.5



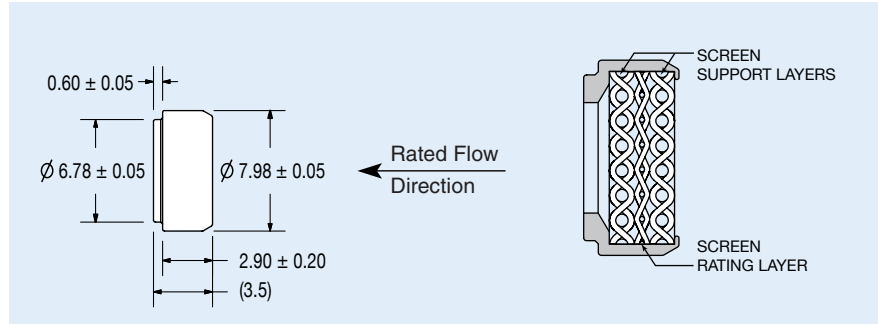
For 8mm, 10mm and 12mm sizes, see back side of this sheet.

* The Lohm is a measure of flow resistance. Example: One Lohm will permit a flow of 100 GPM of water at 25 PSID at 80°F
 † The ROB (Resistance to Blockage) factor is a system of rating the relative resistance to blockage of safety screens.
 Additional information can be found at www.TheLeeCo.com or contact your Lee Sales Engineer for more information.

LEE IMH HIGH PRESSURE CARTRIDGE SCREENS

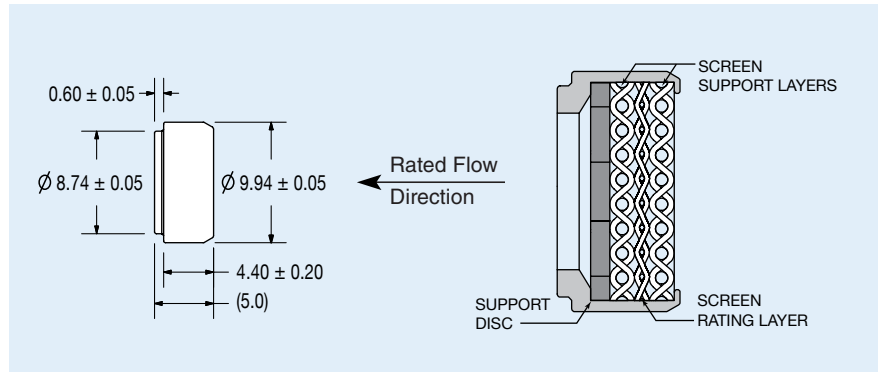
8 mm CARTRIDGE SCREEN

8 mm SCREEN SPECIFICATIONS				
Screen Part Numbers	Micron Rating	* Lohm Rate	Open Area mm ²	†ROB#
SCRM3803040S	40	125	7.1	0.1
SCRM3803075S	75	125	6.3	0.3
SCRM3803125S	125	125	5.3	0.5
SCRM3802170S	170	100	7.2	1.3



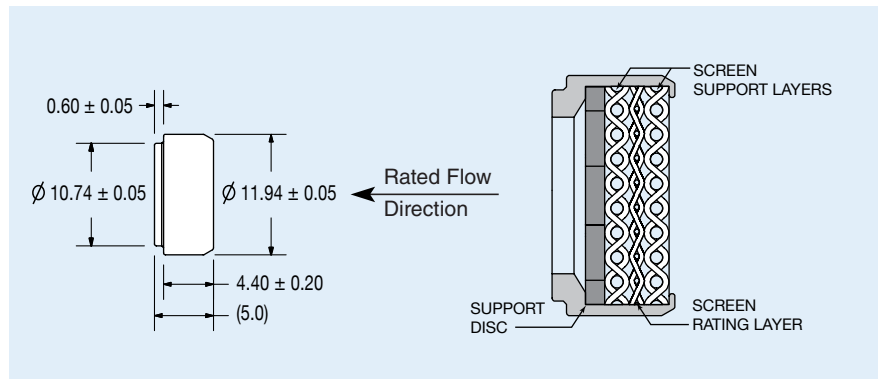
10 mm CARTRIDGE SCREEN

10 mm SCREEN SPECIFICATIONS				
Screen Part Numbers	Micron Rating	* Lohm Rate	Open Area mm ²	†ROB#
SCRM3104040S	40	60	12.6	0.2
SCRM3104075S	75	60	11.1	0.5
SCRM3104125S	125	60	9.4	0.8
SCRM3104170S	170	60	12.7	2.2
SCRM3102300S	300	45	17.0	11.5



12 mm CARTRIDGE SCREEN

12 mm SCREEN SPECIFICATIONS				
Screen Part Numbers	Micron Rating	* Lohm Rate	Open Area mm ²	†ROB#
SCRM3124040S	40	40	19.7	0.4
SCRM3124075S	75	40	17.3	0.7
SCRM3124125S	125	40	14.6	1.3
SCRM3124170S	170	40	19.8	3.5
SCRM3122300S	300	30	26.6	17.9



All dimensions in millimeters, except where noted.

* The Lohm is a measure of flow resistance. Example: One Lohm will permit a flow of 100 GPM of water at 25 PSID at 80°F.

† The ROB (Resistance to Blockage) factor is a system of rating the relative resistance to blockage of safety screens.

Additional information can be found at www.TheLeeCo.com or contact your Lee Sales Engineer for more information.